

SERIE COLUMBIA | COLUMBIA SERIES



esmaltado
glazed



<1,25%
máx. 2 mm



3 < E ≤ 6%



3,8x10⁻⁶x C⁻¹



20 N/mm²



PEI 3-4



H4



clase 5
class 5



Deslizam. CTE: Clase 2
Slipping resist. CTE: Class 2



B



R10




sí/yes




Simbología y normas en pág. 187 Symbols and Standards p. 187
Los colores son indicativos Colours are just indicative


Esmaltados *Glazed Tiles*



Salmón



Beige




Aguamarina

SERIE COLUMBIA | COLUMBIA SERIES

Bases Basic pieces



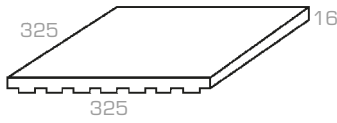
Salmón 33x33
Cod. 01655



Beige 33x33
Cod. 01656



Aguamarina 33x33
Cod. 01657



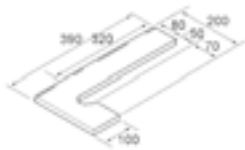
Base 33x33
Tile 33x33

Piezas especiales Special pieces

Zanquín izda.
String left side



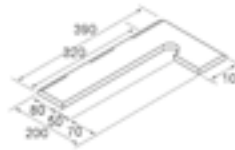
Salmón ■ Beige ■ Aguamarina ■
Cod. 01664 Cod. 01665 Cod. 01666



Zanquín dcha.
String right side



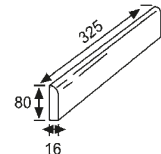
Salmón ■ Beige ■ Aguamarina ■
Cod. 01667 Cod. 01668 Cod. 01669



Rodapié 33
Skirting 33



Salmón ■ Beige ■ Aguamarina ■
Cod. 01670 Cod. 01671 Cod. 01672



Artículo Item	Medidas (mm) Size (mm)	Espesor (mm) Thickness (mm)	U.M. *	U.M. *		Piezas Pieces		Peso (Kg) Weight (Kg)		
						U.M.*	U.M.*			
Base 33x33 Tile 33x33	325x325	16	M ² SQM	0,67	42,88	9	6	32,6	21,75	1391
Zanquín izda. String left	390x80/200x100	16	Pz. Pc.	10	300	1	10	1,3	13	390
Zanquín dcha. String right	390x80/200x100	16	Pz. Pc.	10	300	1	10	1,3	13	390
Rodapié Skirting board	244x80	16	ML LM	11,25	450	4	45	2,3	25,9	1045

*Unidad de Medida. Los artículos medidos en M² o ML se sirven contando la junta normal entre piezas
*Unit of measure. Items measured in SQM or LM are delivered assuming average joint between pieces



Salmón 33x33

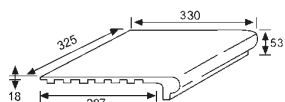
SERIE COLUMBIA | COLUMBIA SERIES

Piezas especiales Special pieces

Peldaño 24-33
Stair-tread 24-33



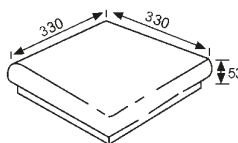
Salmón ■ Beige ■ Aguamarina ■
Cod. 01658 Cod. 01659 Cod. 01660




Esquina
Stair-tread corner



Salmón ■ Beige ■ Aguamarina ■
Cod. 01661 Cod. 01662 Cod. 01663



Remate desbordante
Overflowing edge



Salmón ■ Beige ■ Aguamarina ■
Cod. 01673 Cod. 01674 Cod. 01675



Rejilla cerámica
Ceramic grid




Salmón ■ Beige ■ Aguamarina ■
Cod. 01884 Cod. 01885 Cod. 01886



Esq. int. remate desbordante
Overflowing internal edge



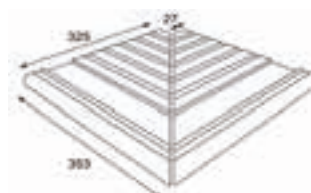
Salmón ■ Beige ■ Aguamarina ■
Cod. 01966 Cod. 01961 Cod. 01956



Esq. ext. remate desbordante
Overflowing external edge



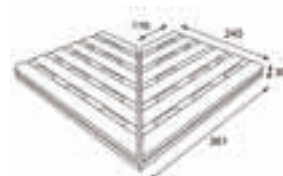
Salmón ■ Beige ■ Aguamarina ■
Cod. 01967 Cod. 01962 Cod. 01957



Esq. int./ext. rejilla cerámica
Internal/external corner ceramic grid




Salmón ■ Beige ■ Aguamarina ■
Cod. 01964 Cod. 01959 Cod. 01954



Canaleta*
Overflow chanel



Salmón ■ Beige ■ Aguamarina ■
Cod. 01893 Cod. 01894 Cod. 01895










* Disponible Canaleta con desagüe
* Available Overflow channel with drainage

Anchura recomendada de la junta de colocación: 6 - 8 mm
A 6 - 8 mm wide installation joint is recommended.



Beige 33x33

Artículo Item	Medidas (mm) Size (mm)	Espesor (mm) Thickness (mm)	U.M. *	U.M. *		Piezas Pieces		Peso (Kg) Weight (Kg)		
						U.M.* 	U.M.* 	U.M.* 	U.M.* 	U.M.* 
Peldaño 24-33 <i>Stair-tread 24-33</i>	325x330x53	18	Pz. Pc.	6	216	1	6	4,2	25,1	906
Esquina <i>Stair-tread corner</i>	330x330x53	20	Pz. Pc.	2	60	1	2	5,3	10,6	318
Remate desbordante <i>Overflowing edge</i>	325x325	15-24	Pz. Pc.	4	120	1	4	5	20	600
Rejilla cerámica <i>Ceramic grid</i>	245x325	30	Pz. Pc.	5	315	1	5	3,8	19	1212
Esq. int. remate desbordante <i>Overflowing internal edge</i>	444x325x119	25	Jg. Set	2	—	2	4	8	16	—
Esq. ext. remate desbordante <i>Overflowing external edge</i>	353x352x27	25	Jg. Set	2	—	2	4	5,4	10,8	—
Esq. int./ext. rejilla cerámica <i>Internal/external corner ceramic grid</i>	361x245x116	30	Jg. Set	2	—	2	4	5,8	11,6	—
Canaleta <i>Overflow chanel</i>	325x325	—	Pz. Pc.	3	192	1	3	4,36	13	851

* Unidad de Medida. Los artículos medidos en M² o ML se sirven contando la junta normal entre piezas
 * Unit of measure. Items measured in SQM or LM are delivered assuming average joint between pieces